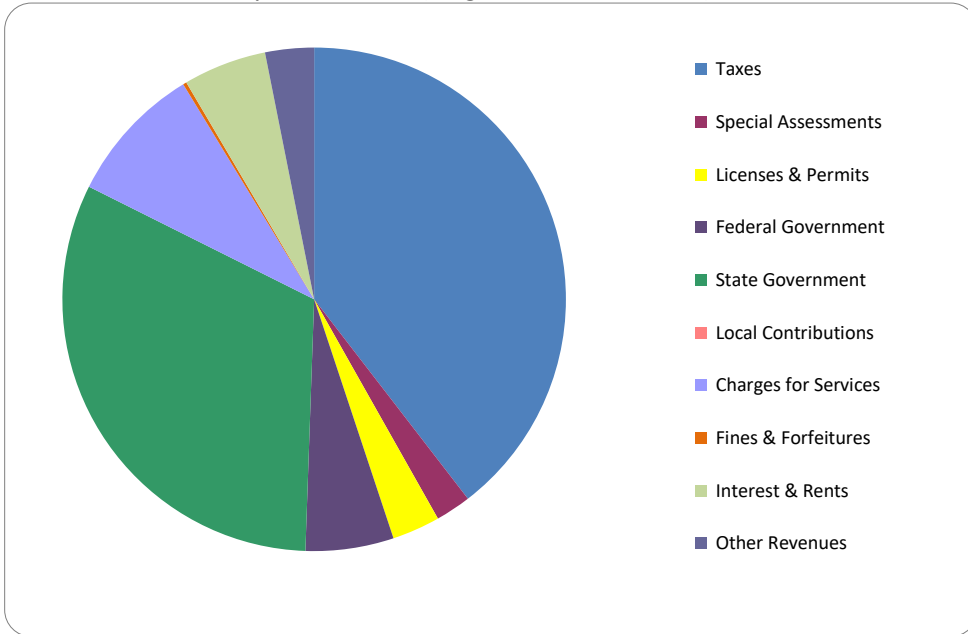


CITIZEN'S GUIDE TO LOCAL UNIT FINANCES - City of Montrose (25-2065)

REVENUES

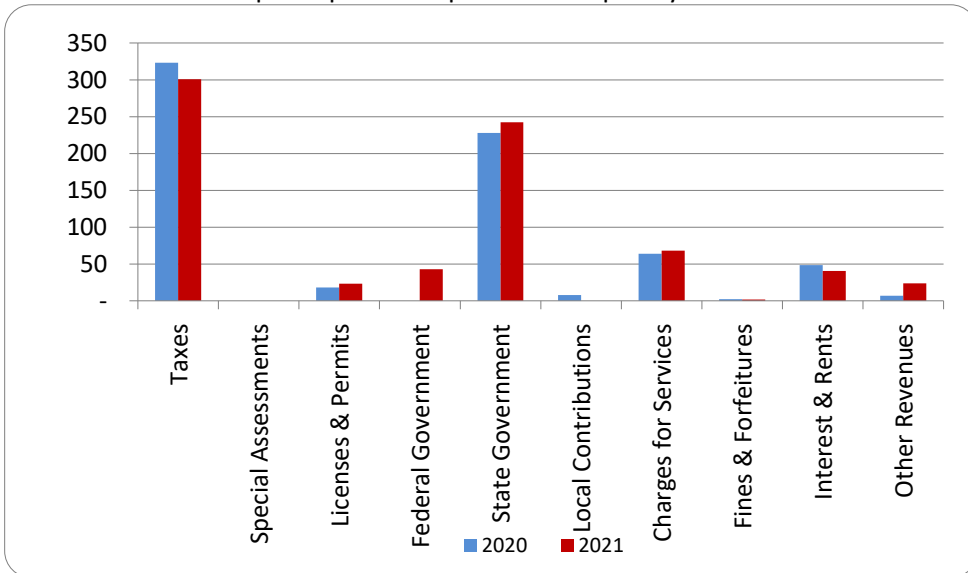
1. Where our money comes from (all governmental funds)



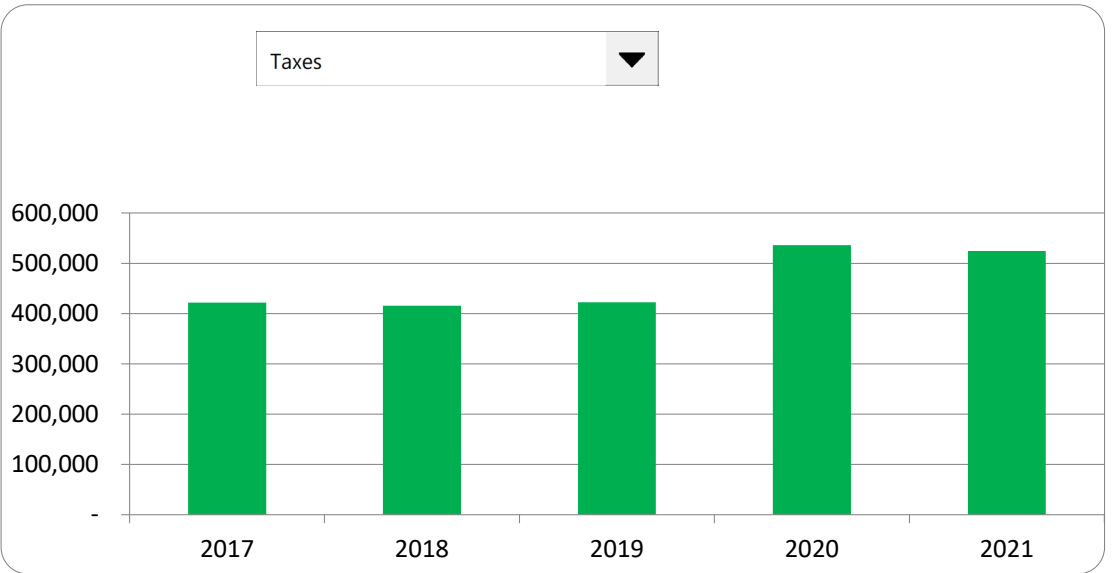
2. Compared to the prior year

	<u>2020</u>	<u>2021</u>	<u>% change</u>
Taxes	\$ 535,702	\$ 524,591	-2.07%
Licenses & Permits	30,243	40,824	34.99%
Federal Government	-	75,028	N/A
State Government	377,194	422,194	11.93%
Local Contributions	12,726	-	-100.00%
Charges for Services	105,688	118,260	11.90%
Fines & Forfeitures	3,547	3,008	-15.20%
Interest & Rents	80,617	70,933	-12.01%
Other Revenues	11,718	41,545	254.54%
Total Revenues	\$ 1,157,435	\$ 1,296,383	12.00%

3. Revenue sources per capita - compared to the prior year



4. Historical trends of individual sources



Commentary:

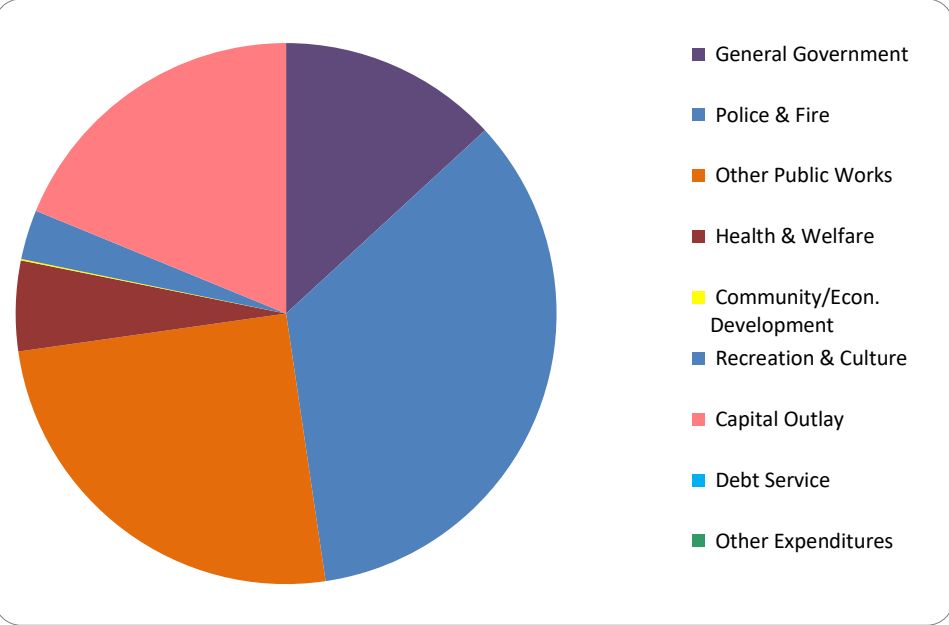
For more information on our unit's finances, contact Jennifer Whiting at 810-639-6168 x2.

CITIZEN'S GUIDE TO LOCAL UNIT FINANCES - City of Montrose (25-2065)

EXPENDITURES

1. Where we spend our money (all governmental funds)

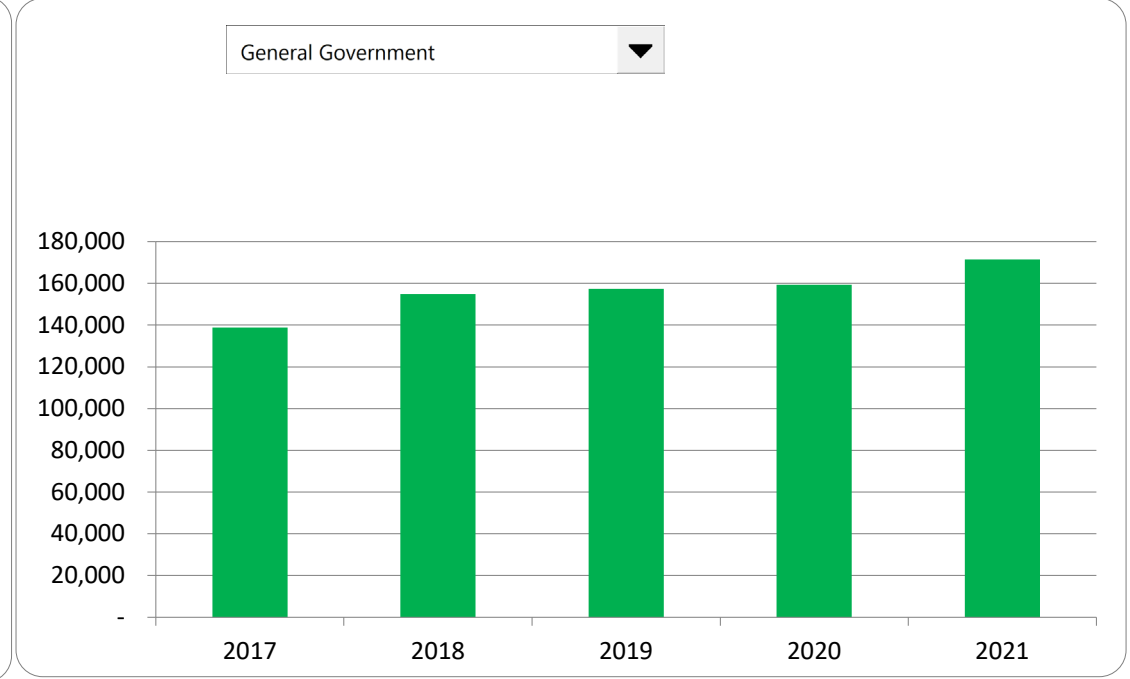
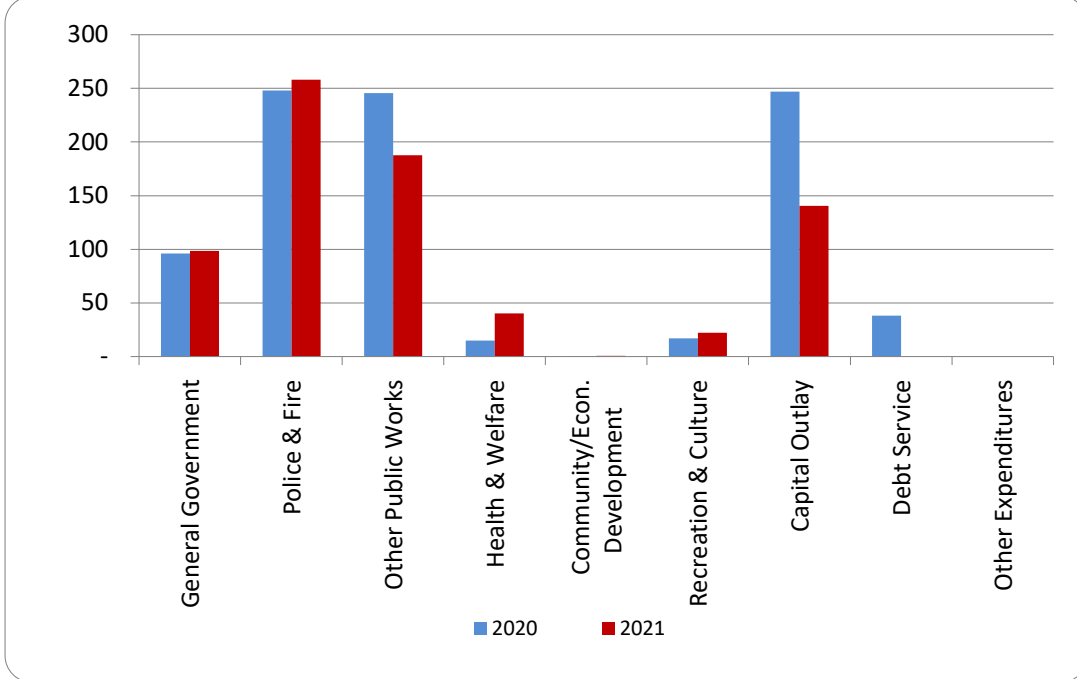
2. Compared to the prior year



	<u>2020</u>	<u>2021</u>	<u>% change</u>
General Government	\$ 159,386	\$ 171,419	7.55%
Police & Fire	410,818	449,830	9.50%
Other Public Safety	-	-	N/A
Roads	-	-	N/A
Other Public Works	406,685	327,004	-19.59%
Health & Welfare	24,450	70,321	187.61%
Community/Econ. Development	716	1,096	53.07%
Recreation & Culture	28,242	38,654	36.87%
Capital Outlay	409,409	244,998	-40.16%
Debt Service	62,970	-	-100.00%
Other Expenditures	-	-	N/A
Total Expenditures	\$ 1,502,676	\$ 1,303,322	-13.27%

3. Spending per capita - compared to the prior year

4. Historical trends of individual departments:



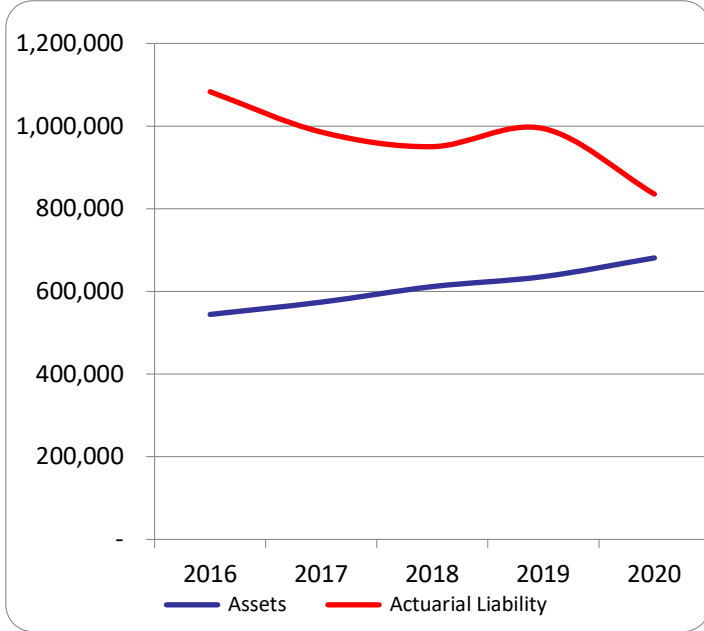
Commentary:

For more information on our unit's finances, contact Jennifer Whiting at 810-639-6168 x2.

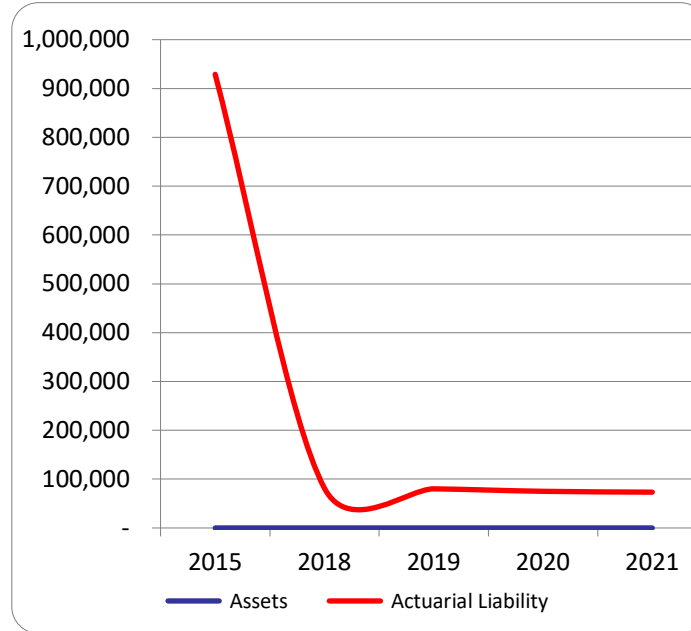
CITIZEN'S GUIDE TO LOCAL UNIT FINANCES - City of Montrose (25-2065)

OTHER LONG TERM OBLIGATIONS

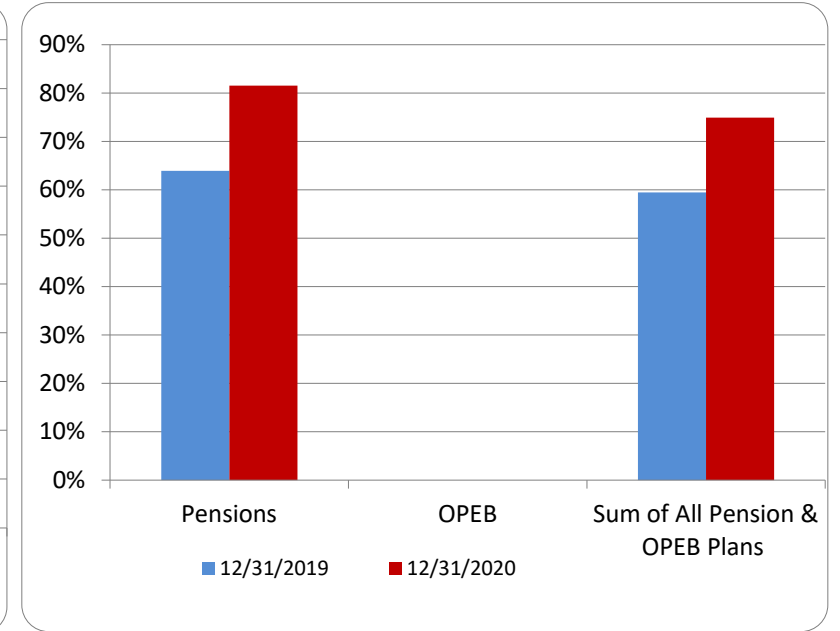
1. Pension funding status



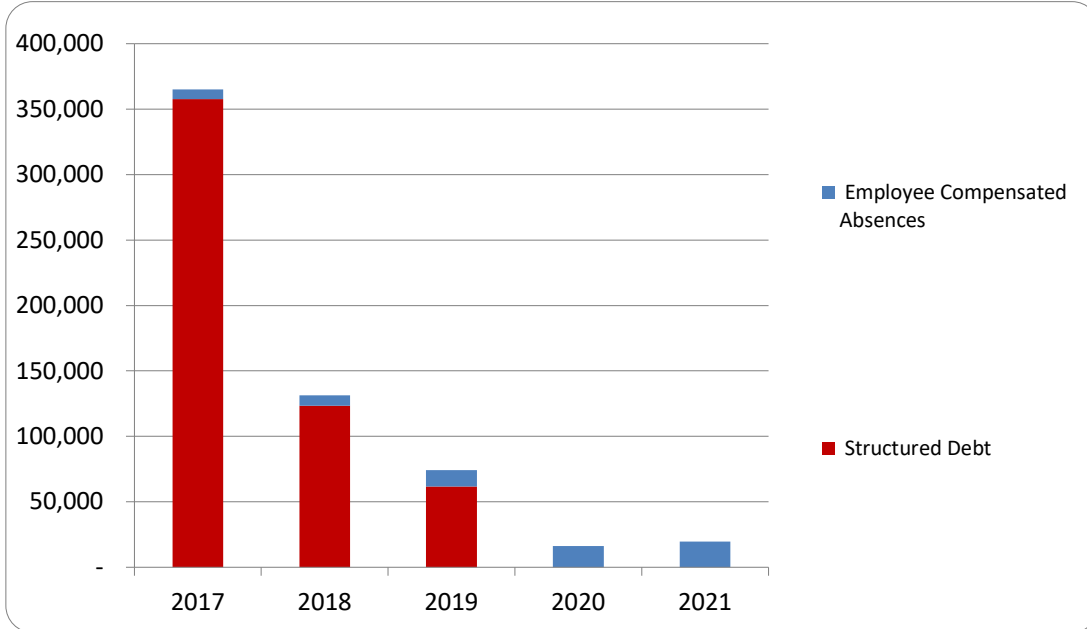
2. Retiree Health care funding status



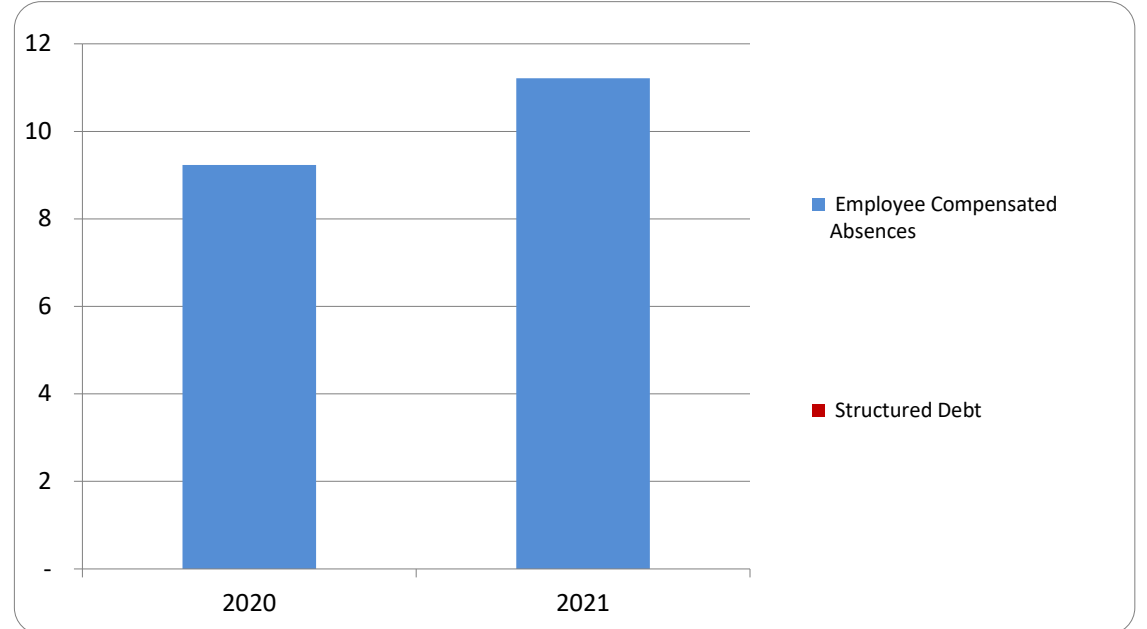
3. Percent funded - compared to the prior year



4. Long Term Debt obligations:



5. Debt & other long term obligations per capita - compared to the prior year



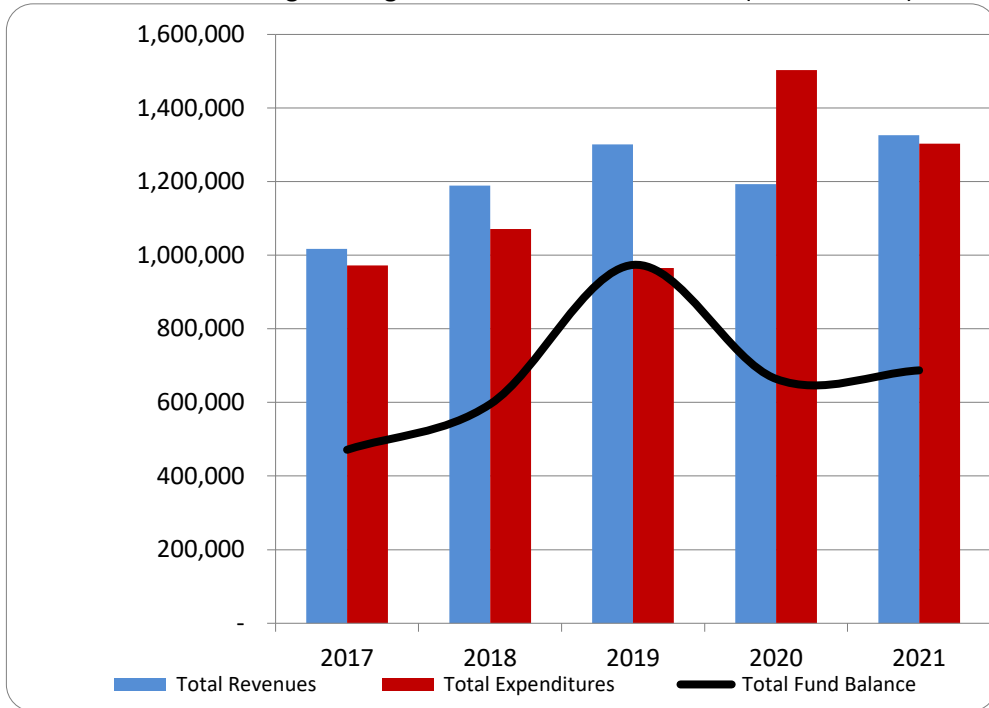
Commentary: There is no debt for the General Fund for fiscal year ending 2021.

For more information on our unit's finances, contact Jennifer Whiting at 810-639-6168 x2.

CITIZEN'S GUIDE TO LOCAL UNIT FINANCES - City of Montrose (25-2065)

FINANCIAL POSITION

1. How have we managed our governmental fund resources (fund balance)?



2. Compared to the prior year

	2020	2021	% change
Revenue	1,192,859	1,326,576	11.21%
Expenditures	1,502,676	1,303,322	-13.27%
Surplus (shortfall)	(309,817)	23,254	-107.51%
Fund balance, by component:			
Nonspendable	39,700	38,454	-3.14%
Restricted	176,212	236,677	34.31%
Committed	7,860	109	-98.61%
Assigned	-	-	N/A
Unassigned	440,191	411,977	-6.41%
total fund balance	663,963	687,217	3.50%

3. Fund balance per capita - compared to the prior year



4. Historical trends of individual components



Commentary:

For more information on our unit's finances, contact Jennifer Whiting at 810-639-6168 x2.